

An underwater photograph of a coral reef. In the foreground, there is a large, textured, brownish-orange coral structure. To its right, a yellow and white striped clownfish is visible. The background shows more diverse coral and other marine life in a clear, blue-green water environment.

# Exploring Opportunities for Improvement in Octopus Fisheries: Global markets and Fisheries on target

**Gonzalo Macho (Fisheries Consultant)**



Sustainable Fisheries Partnership

EUROPEAN FORUM 2017

**European Fisheries and Aquaculture Forum 2017  
Fundación Barrié de la Maza - Vigo, Spain**

# Outline

- 1. Landings, imports & exports**
- 2. Sustainability Info**
- 3. Fisheries on target:  
Improvement Initiatives**

# 1. Production - Landings (2014)

	Country	Thousand t	Production
1	<b>China</b>	121.35	28.91%
2	<b>Viet Nam</b>	58.63	13.97%
3	<b>Morocco</b>	49.23	11.73%
4	<b>Mexico</b>	35.63	8.49%
5	<b>Japan</b>	34.66	8.26%
6	<b>Mauritania</b>	20.79	4.95%
7	<b>Korea, Rep.</b>	17.85	4.25%
8	<b>Portugal</b>	11.09	2.64%
9	<b>Thailand</b>	9.39	2.24%
10	<b>Spain</b>	8.03	1.91%

**Total: 366.7 t --- 87.36%**

# 1. Exports (2013)

	Country	Thousands Tn	Exports
1	<b>Morocco</b>	61.84	22.88%
2	<b>China</b>	56.01	20.72%
3	<b>Spain</b>	27.71	10.25%
4	<b>Mauritania</b>	24.1	8.91%
5	<b>Viet Nam</b>	22.69	8.39%
6	<b>Portugal</b>	19.38	7.17%
7	<b>Indonesia</b>	11.04	4.08%
8	<b>India</b>	8.3	3.07%
9	<b>Mexico</b>	7.69	2.85%
10	<b>Thailand</b>	7.14	2.64%

***Total: 245.9 t --- 90.97%***

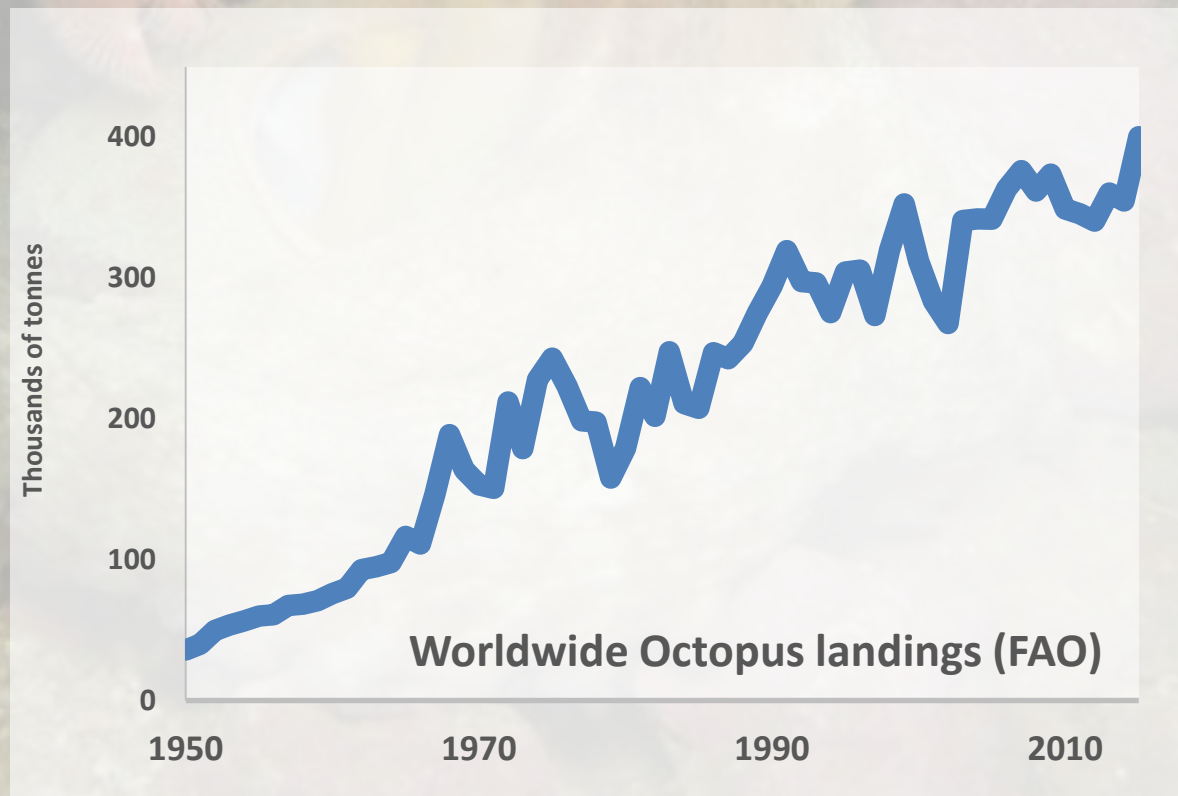
# 1. Imports (2013)

	Country	Thousands Tn	Imports
1	<b>Korea, Rep.</b>	66.16	22.76%
2	<b>Japan</b>	58.41	20.10%
3	<b>Italy</b>	47.76	16.44%
4	<b>Spain</b>	45.21	15.56%
5	<b>Portugal</b>	15.2	5.23%
6	<b>USA</b>	11.99	4.13%
7	<b>China</b>	8.43	2.90%
8	<b>Greece</b>	6.48	2.23%
9	<b>Thailand</b>	3.53	1.21%
10	<b>France</b>	3.25	1.12%

**Total: 266.4 t --- 91.68%**

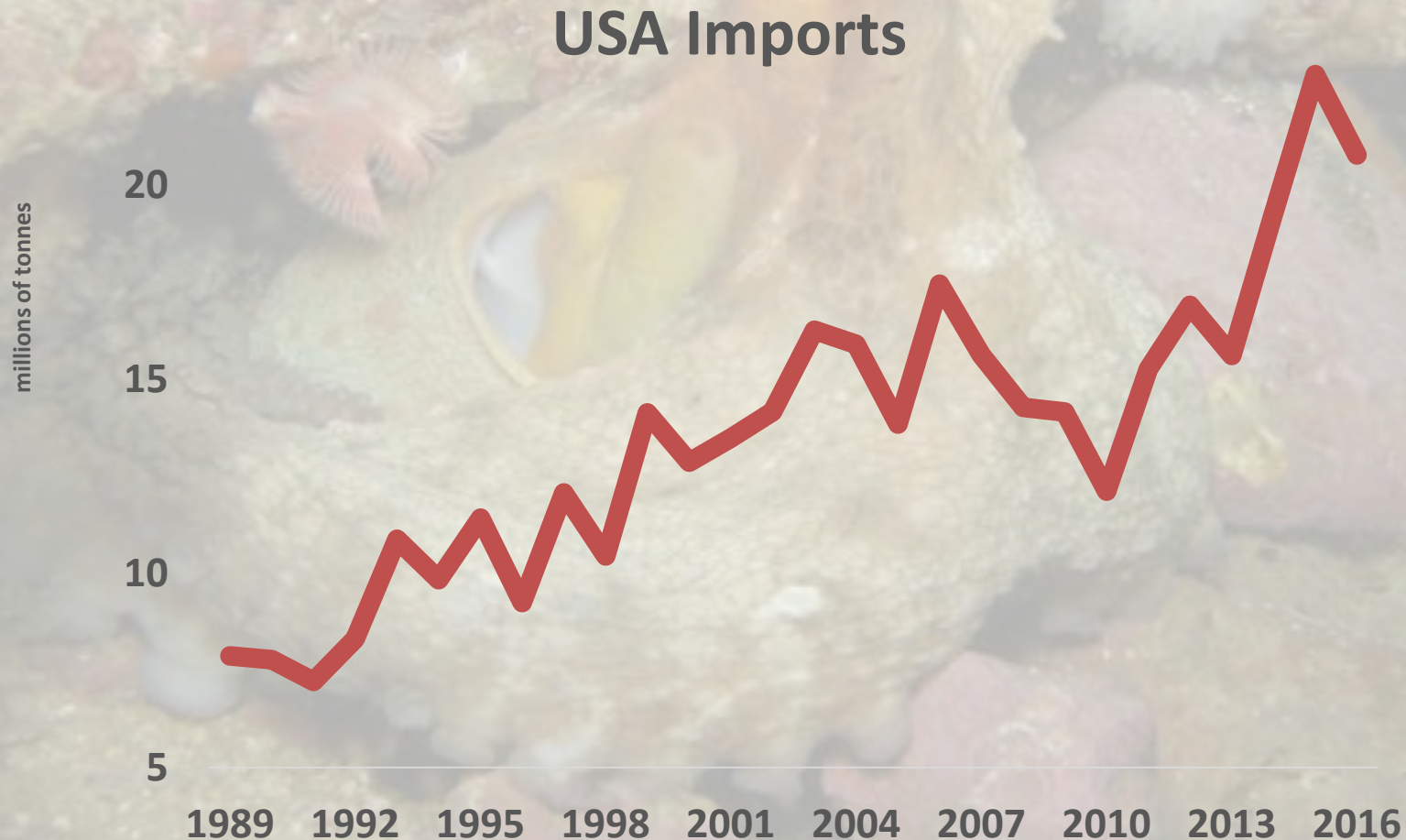
# 1. Global Market

- Global production of 419.78 thousand tones
- China, Spain, Thailand and Portugal in the top ten for Production, Imports & Exports
- *O. vulgaris* ~ 10 % & *O. maya* ~ 4 %



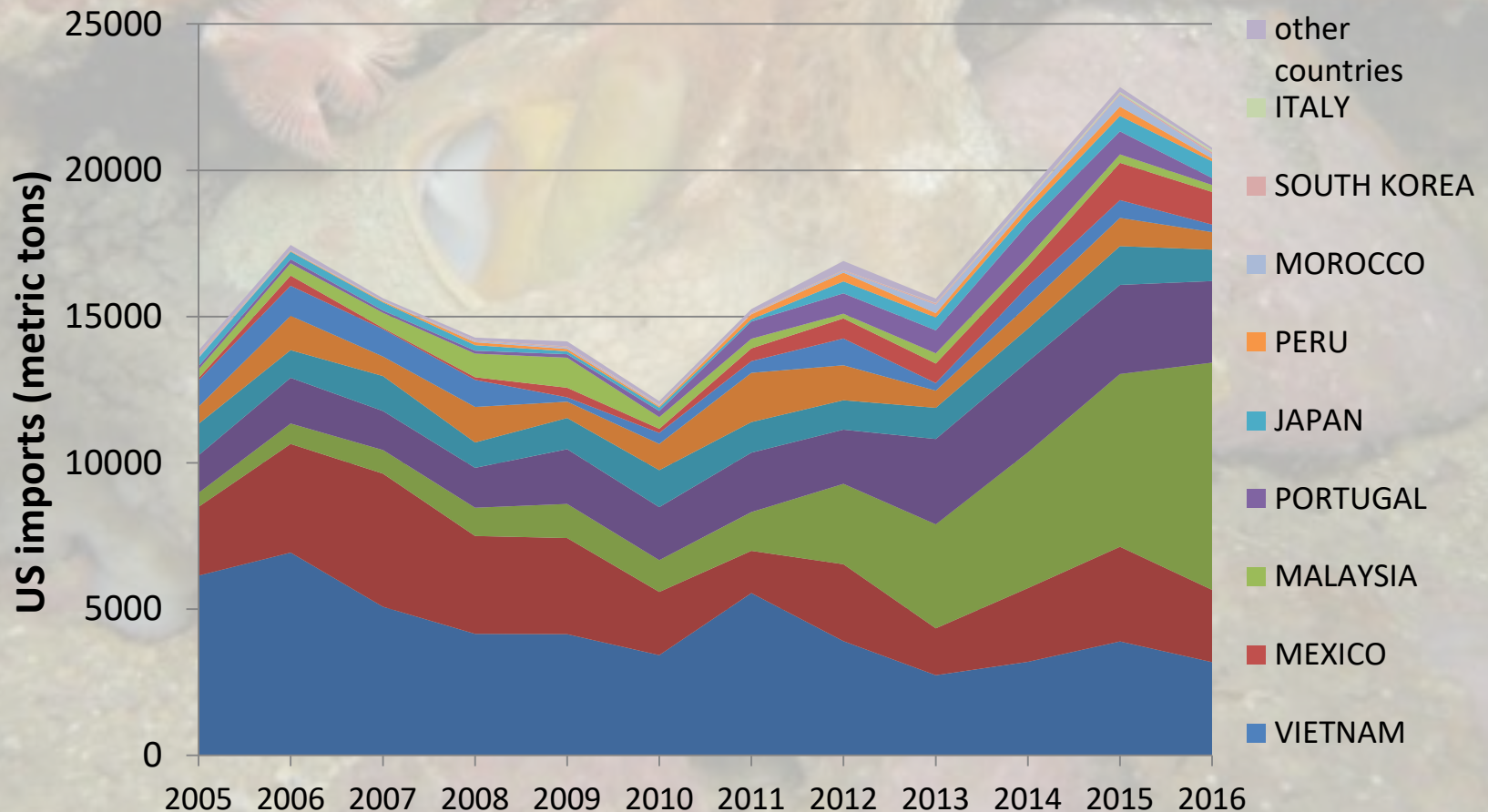
# 1. Key role USA ↔ Spain

- **USA Imports increasing: over 20 thousand tones (2016)**



# 1. Key role USA ↔ Spain

- USA Imports 20,000 tones (2016) mainly from Spain (37%)
- Strong interest from the US market in certified or FIP backed octopus fisheries.





## 2. Octopus Sustainability Info

New and improved track a fishery webpages. Send us your feedback.



Marine Stewardship Council  
Track a Fishery

Are you looking for the MSC's main site?

[Go to msc.org >](#)



octopus

SEARCH

REFINE RESULTS

SEARCH RESULTS   MAP VIEW   SPECIES VIEW

Fishery	Species	Gear type	FAO region	MSC status	Tonnage
Western Asturias Octopus Traps Fishery of Artisanal Cotradias	Common octopus ( <i>Octopus vulgaris</i> )	Traps	Northeast Atlantic	Certified	

© 2017 Marine Stewardship Council [Contact Us](#)

[MSC staff login](#)

**Western Asturias Octopus Traps (Certified) 50-100 ton/year**

## 2. Octopus Sustainability Info

**SFP - Fish Source** – 23 profiles (11 alive & 12 draft) – need to be completed!!!!

Scope	Year	Fisheries	Sps	Gear	Rating		
Mexico	2015	2	O. vulgaris & O. maya	Handline			2
Philippines	2011	1	O. cyanea	Unknown			1
Mau., Moroc, Port & Spain	2014	8	O. vulgaris	Pot, Trap & Trawl		4	4
Alaska & Brit. Col.	2015	4	E. dofleini	Pot	2	2	
Hawaii	2014	4	O. cyanea & O. ornatus	Handline & Spear		4	
Indonesia	2015	3	O. cyanea	Handline, Trap & Spear			3

# 2. Octopus Sustainability Info

Seafood Watch MBA – 6 different reports

Stock / Fishery	Impacts on the Stock	Impacts on other Spp.	Management	Habitat and Ecosystem	Overall Recommendation
Day octopus Hawaii Central Pacific - Handline	Yellow (2.64)	Green (3.32)	Yellow (3.00)	Green (3.67)	Good Alternative (3.136)
Night octopus Hawaii Central Pacific - Handline	Green (3.32)	Yellow (2.64)	Yellow (3.00)	Green (3.67)	Good Alternative (3.136)
Day Octopus Indonesia Indian Ocean- Handline	Red (1.73)	Green (5.00)	Red (1.00)	Green (4.00)	Avoid (2.426)
North Pacific giant Octopus Alaska Bering Sea Aleutian Islands: Pacific Cod Pot-Pot	Yellow (2.64)	Green (4.75)	Green (3.87)	Green (3.74)	Best Choice (3.673)
North Pacific giant Octopus British Columbia North Pacific-Pot	Yellow (2.64)	Yellow (2.75)	Green (3.46)	Yellow (3.12)	Good Alternative (2.978)
North Pacific giant Octopus British Columbia Northeast Pacific-Pot	Yellow (2.64)	Yellow (2.57)	Green (4.47)	Yellow (2.74)	Good Alternative (3.022)

Species / Fishery	Criterion 1 Impacts on the Species Under Assessment	Criterion 2 Impacts on other Species	Criterion 3 Management Effectiveness	Criterion 4 Impacts on Habitat and Ecosystem	Overall Recommendation
Common octopus Mexico Gulf of Mexico - Handline	Yellow (2.64)	Red (1.65)	Red (2.00)	Green (3.57)	Red/Avoid (2.361)
Red octopus Mexico Gulf of Mexico - Handline	Red (1.73)	Yellow (2.51)	Red (2.00)	Green (3.57)	Red/Avoid (2.361)
Common octopus Spain Northeast Atlantic - Trap	Yellow (2.64)	Yellow (2.71)	Red (2.00)	Yellow (3.12)	Good Alternative (2.586)
Common octopus Spain Northeast Atlantic - Pot	Yellow (2.64)	Green (5.00)	Red (2.00)	Yellow (3.12)	Good Alternative (3.014)
Common octopus Spain Northeast Atlantic - Trawl, Bottom	Yellow (2.64)	Red (1.45)	Red (1.41)	Yellow (2.60)	Avoid (1.937)
Common octopus Portugal Northeast Atlantic - Pot	Yellow (2.64)	Green (5.00)	Red (2.00)	Yellow (3.12)	Good Alternative (3.014)
Common octopus Portugal Northeast Atlantic - Trap	Yellow (2.64)	Yellow (2.71)	Red (2.00)	Yellow (3.12)	Good Alternative (2.586)
Common octopus Portugal Northeast Atlantic - Trawl, Bottom	Yellow (2.64)	Red (1.37)	Red (1.41)	Yellow (2.60)	Avoid (1.911)
Common octopus Morocco Eastern Central Atlantic - Trawl, Bottom	Red (1.41)	Red (1.27)	Red (1.41)	Yellow (2.45)	Avoid (1.580)
Common octopus Mauritania Eastern Central Atlantic - Trawl, Bottom	Red (1.41)	Red (1.27)	Red (1.00)	Yellow (2.45)	Avoid (1.449)

# 3. Fisheries on target: Improvement Initiatives

## MSC pre-assessments

1. **Galicia-Spain** (done in 2016); NW Spain, 3,000 – 4,000 tones/year. No big concerns found for being certified. WWF promoted.
2. **Mexico** (in process); *O. bimaculatus* Gulf of California and *O. maya* & *O. vulgaris* Gulf of Mexico. 95% of Mexican octopus (~ 35,000 tons). Promoted by ProNatura Noroeste & Smartfish.

# 3. Fisheries on target: Galicia - Spain

## Strengths MSC PA

- Broad knowledge of the resource and the fishery; Historical monitoring and research
- Plan in continuous review with strong legal framework
- Low impact of the fishing trap; species, habitat and ecosystem

## Weaknesses MSC PA

- Capture protected species (sea horn - *C. lampas*)
- High catch of juveniles although released alive.
- Lack of transparency
- High sale outside the official channels

# 3. Fisheries on target: Improvement Initiatives

## FIP like

1. **Mauritania**; FAO working group developing a workplan aimed to meet MSC.
2. **Madagascar**; Blue Ventures (BV) developing a FIP and supporting the fishery for several years. Expanded to south western Indian Ocean (SWIO) supported by MSC, Africa Union Interafrican Bureau for Animal Resources and BV.
3. **Australia** Fremantle *Octopus tetricus* fishery.

An underwater photograph showing a large octopus resting on a rocky seabed. The octopus is positioned in the center-left of the frame, with its head and tentacles visible. The background is filled with various types of coral and other marine life, creating a rich, textured environment. The lighting is somewhat dim, typical of an underwater setting.

**A window of opportunity has been opened to octopus fisheries worldwide.**

**Now it depends on funds + initiative (fishers, administration or industry) to take advantage of the momentum generated in Asturias.**